Wedding Slideshow

Wedding Slideshow is a high quality, well organized and easy customizing template. Just drop your image or video, edit the text, add audio and enjoy result!

MAIN FEATURES

- Full HD (1920x1080) resolution / 25 fps
- After Effects CC 2016 or higher software
- Very Easy to customize
- 00:50 sec duration
- 100% After Effects
- 19 Placeholders
- 57 Textfolders
- PDF Help File included

Music Link

https://audiojungle.net/item/our-wedding/17852756

Font Link

https://fonts.google.com/noto/specimen/Noto+Serif

Instruction Steps

Adobe After Effects CC 2013 (software) or newer version (CC 2020) required to open and edit the template file.

First download font and install

Here are a few instructions that will help

Folder “02. Edit Comps”
Here you can edit media for your project .

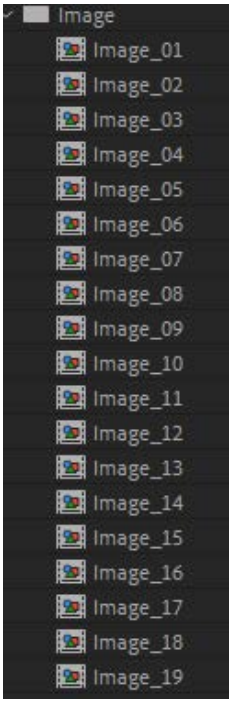

Open “Image ##” composition. Import your media and drag into timeline.

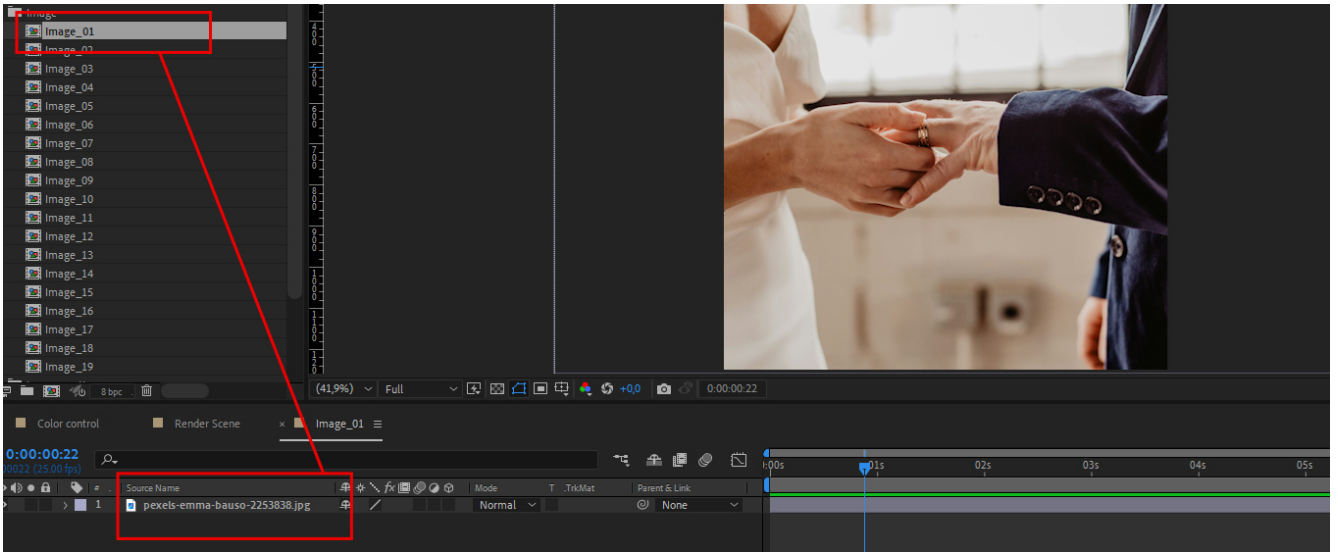

Open **“Text Comp”** composition and type your text.

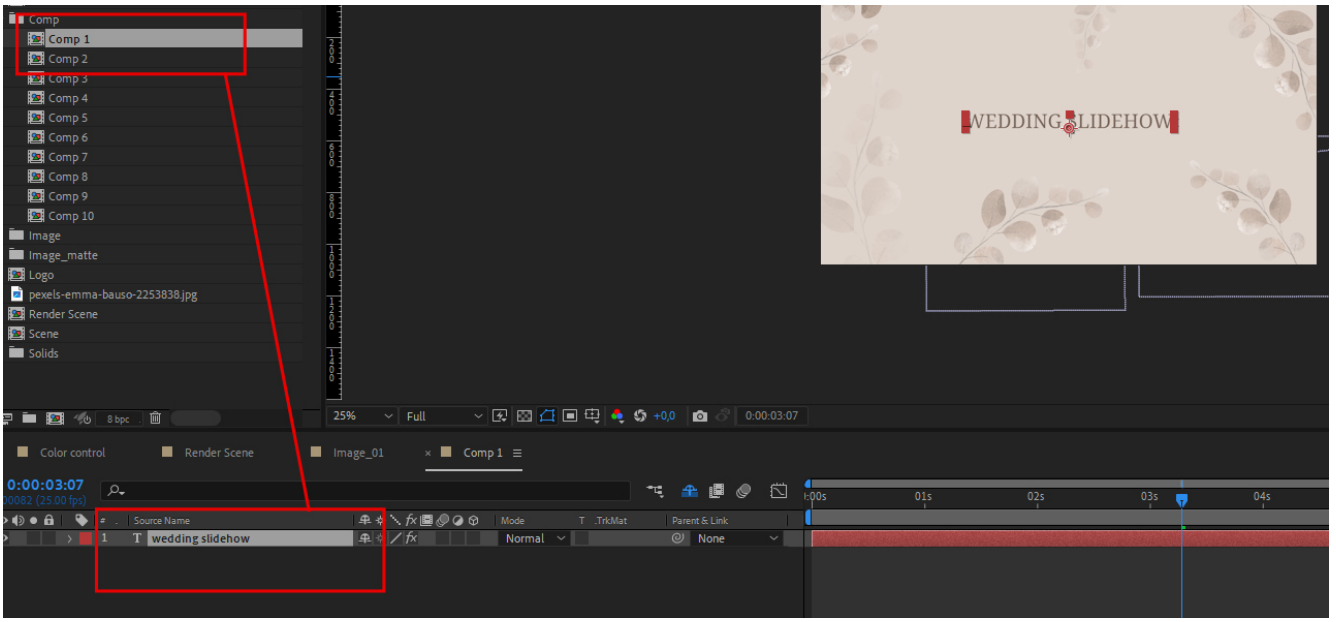

You can edit color on “Control” panel

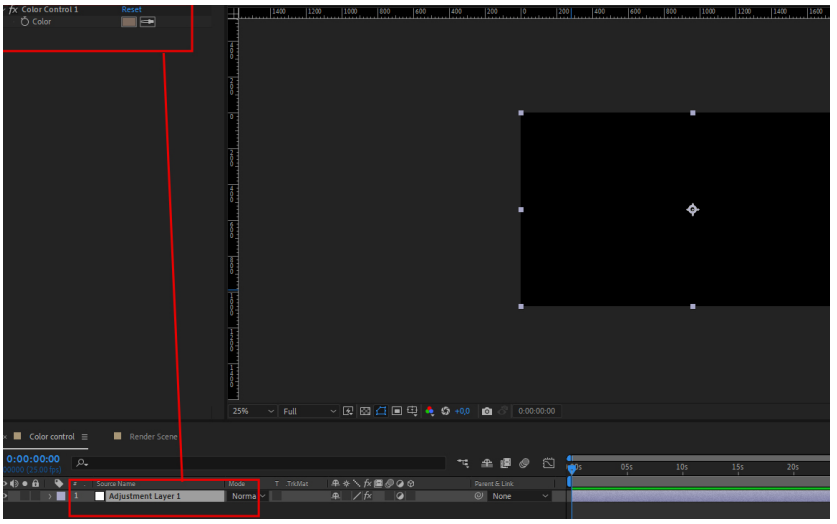

AUDIO

In After Effects click on the menu option: File > Import > File (search the audio file, click on it, then click Open). Open the "Final Comp" folder.Open the composition Final Comp. Drag and drop your audio in this composition.

RENDER VIDEO

Open **"Final Comp"** composition.click on the menu option Composition > Add to render queue

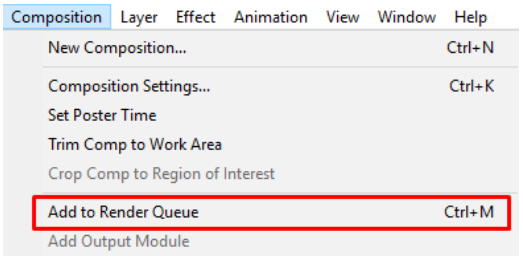

Select the desired output format and the video location.Click on Render option.

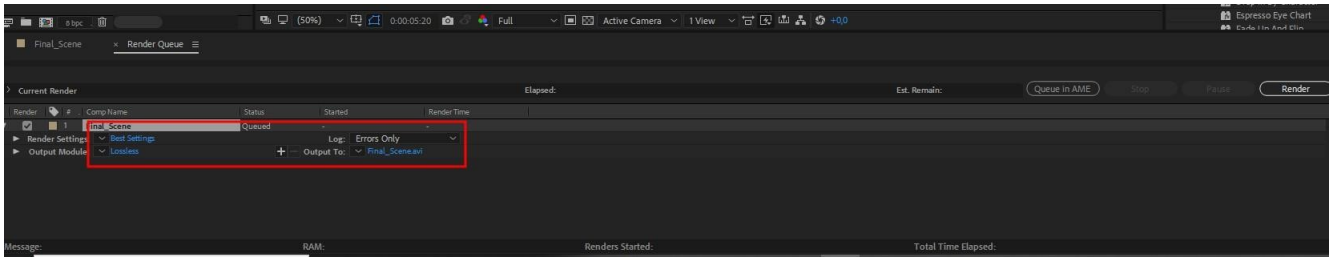

Please rate this template: https://videohive.net/downloads